

KOENIG & BAUER



Instruction MFA **multi-factor authentication**

#ReadyForTomorrow

we're on it.

Aim of the document

This document is intended **to assist** you with the **MFA multi-factor authentication** registration process.

Don't hesitate to ask if you encounter any problems.

We are here to help
digitalisation@koenig-bauer.com

What does MFA multi-factor authentication mean?

MFA stands for **multi-factor authentication** and is a **security procedure** that ensures that only authorised persons have access to a system, account or application.

A password alone is no longer sufficient; multiple forms of identification (factors) are required.

There are three possible factors of MFA in common:

- a) **Knowledge – Something you know:**
A password or PIN
- b) **Possession – Something you have:**
A smartphone, security token or smart card
- c) **Biometrics – Something you are:**
Fingerprint, facial recognition or iris scan

Why is MFA so important and for whom?

A password alone is easy to steal or guess.

MFA makes it much more difficult for attackers to gain access, even if they know your password.

Advantages of using MFA:

- Protection against phishing and data theft
- Securing sensitive data
- Reduction of security incidents

Who would benefit from using MFA?

For everyone! But especially for:

- Companies with sensitive data
- Admins and IT managers
- Users of cloud services, online banking, social media or email

Step-by-step instructions

for the registration process

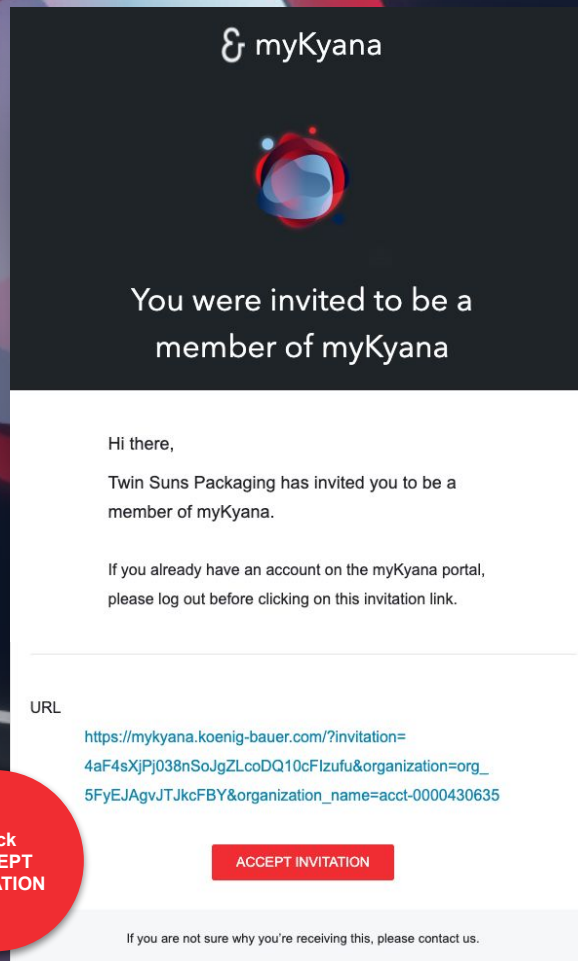
Invitation mail

Once you have chosen an onboarding date for **myKyana**, you will receive an email with an **invitation link** to the portal.

1. Please click **Accept invitation** to complete the registration process for **myKyana**.

After you accept the invitation or click **the link in the email**, a new browser window with the **myKyana** platform will open automatically.

Click
**ACCEPT
INVITATION**



Step-by-step instructions

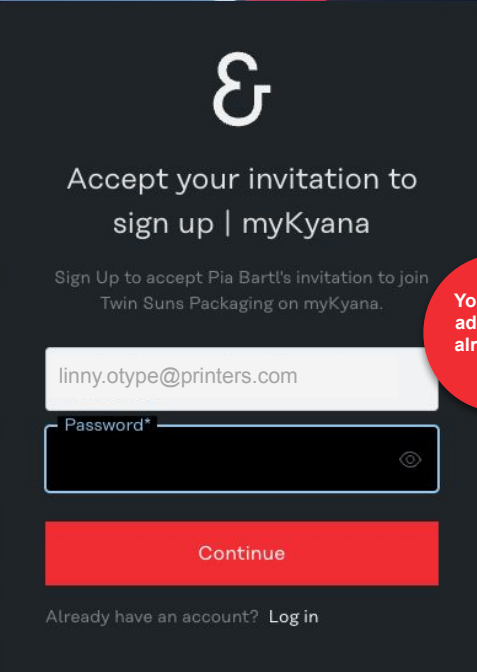
for the registration process

Login page

You will be taken to the **myKyana login page**.

As you can see, your email address is already on file.

Now please follow the **instructions steps** on the following pages.



The screenshot shows a dark-themed login page. At the top is a white ampersand logo. Below it, the text reads "Accept your invitation to sign up | myKyana". A smaller line of text says "Sign Up to accept Pia Bartl's invitation to join Twin Suns Packaging on myKyana." There are two input fields: the first contains the email "linny.otype@printers.com" and the second is labeled "Password*" with a toggle icon. A red "Continue" button is below the fields. At the bottom, it says "Already have an account? [Log in](#)".

Your email
address is
already on
file

Step-by-step instructions

for the registration process

2. Create a password

The following guidelines must be observed for the password:

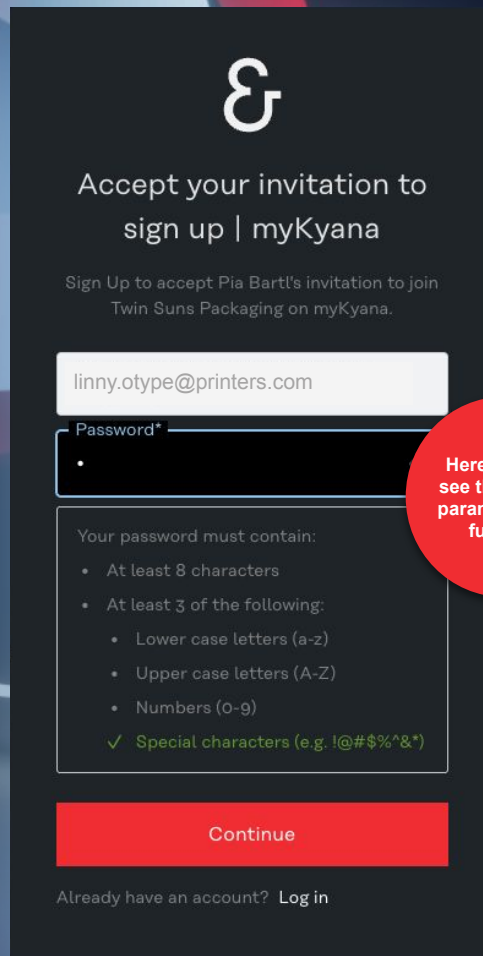
Password needs to

- Have at least 8 characters
- minimum 3 small characters
- minimum 3 capital characters
- minimum 3 numbers
- minimum 3 special characters

You will receive immediate feedback in the field below as to whether the password guidelines have been met.

When all parameters have been met and set to green

3. Click Continue



&

Accept your invitation to
sign up | myKyana

Sign Up to accept Pia Bart's invitation to join
Twin Suns Packaging on myKyana.

linny.otype@printers.com

Password*

•

Your password must contain:

- At least 8 characters
- At least 3 of the following:
 - Lower case letters (a-z)
 - Upper case letters (A-Z)
 - Numbers (0-9)
 - ✓ Special characters (e.g. !@#\$%^&*)

Continue

Already have an account? [Log in](#)

Here you can
see that not all
parameters are
fulfilled.



Accept your invitation to sign up | myKyana

Sign Up to accept Pia Bartl's invitation to
Twin Suns Packaging on myKyana.

linny.otype@printers.com

Hide
password

Password*

@19hhh



Your password must contain:

- At least 8 characters
- ✓ At least 3 of the following:
 - ✓ Lower case letters (a-z)
 - Upper case letters (A-Z)
 - ✓ Numbers (0-9)
 - ✓ Special characters (e.g. !@#%&*)

Continue

Already have an account? [Log in](#)

If you click on
the eye icon,
the password
you entered
will be
displayed.



Accept your invitation to sign up | myKyana

Sign Up to accept Pia Bartl's invitation to join
Twin Suns Packaging on myKyana.

linny.otype@printers.com

Password*

.....



Your password must contain:

- At least 8 characters
- ✓ At least 3 of the following:
 - ✓ Lower case letters (a-z)
 - Upper case letters (A-Z)
 - ✓ Numbers (0-9)
 - ✓ Special characters (e.g. !@#%&*)

Continue

Already have an account? [Log in](#)

The password
does not meet
the
requirements.



Accept your invitation to sign up | myKyana

Sign Up to accept Pia Bartl's invitation to
Twin Suns Packaging on myKyana.

linny.otype@printers.com

Password*

.....



Your password must contain:

- ✓ At least 8 characters
- ✓ At least 3 of the following:
 - ✓ Lower case letters (a-z)
 - ✓ Upper case letters (A-Z)
 - ✓ Numbers (0-9)
 - ✓ Special characters (e.g. !@#%&*)

Continue

Already have an account? [Log in](#)

The password
meets all
requirements.

Step-by-step instructions

for the registration process

4. Complete your profile

In this window, you can provide further information about yourself.

The fields marked with an (*) **are mandatory** and must be completed.

With the following informations

- First Name*
- Last name*
- Phone (can be left out)
- Mobile (can be left out)
- Language* (english & german available).

5. Click **Continue**


Complete your profile

Add more information to personalize your content


First Name *

Last Name *

Phone

 +49 ▾

Mobile

 +49 ▾

Language *

Continue

Currently,
german and
english are
available.

Step-by-step instructions

for the registration process

MFA multi-factor authentication

On the next screen, Kyana offers you various MFA options.

MFA options

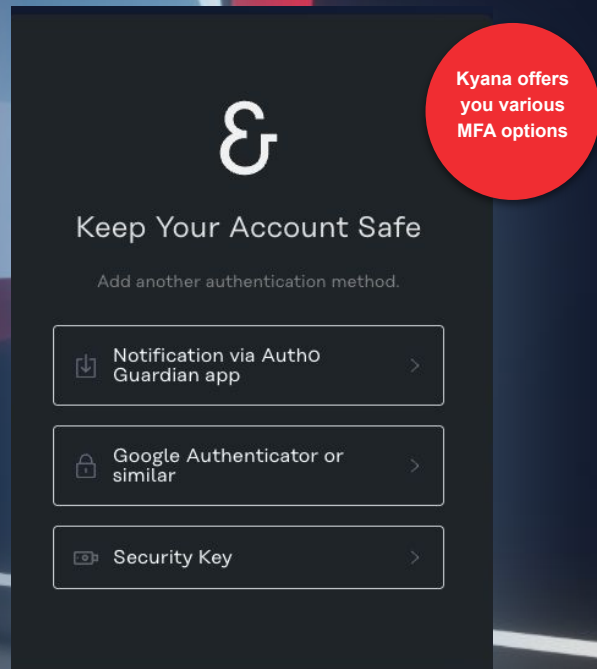
- Notification via Auth0 Guardian-App
- Google Authenticator or similar
- Security Key

If you have installed **the Auth0 Guardian App**, as we recommended, you can choose the first option.

If you have any other **Authenticator App** on your mobile phone, you can choose the **Google Authenticator or similar**.

Or you use your **Security Key**, such as Yubikey.

6. Select your favorite **MFA option**



Step-by-step instructions

for the registration process

Once you have selected an option, a window displaying a **QR code** will appear, provided you have chosen **notification via the Auth0 Guardian app** or **Google Authenticator** or similar.

7. Scan the QR-Code


Now, you have to **scan the QR Code** with your authenticator App on your mobile phone.

8. Enter the 6 Digit Code

A 6-digit code will be displayed in the app in the list view with the title **myKyana**.


Enter the 6 Digit Code in the input field and click **Continue**
If you encounter any problems at this point, click on the link below the button and **Try another method**.

Try another
method, when
there are any
problems



Secure Your Account

Scan the QR Code below using your preferred authenticator app and then enter the provided one-time code below.



Trouble Scanning?

THEN

Enter your one-time code*

Continue

Try another method

Scan the
QR-Code
with your
camera

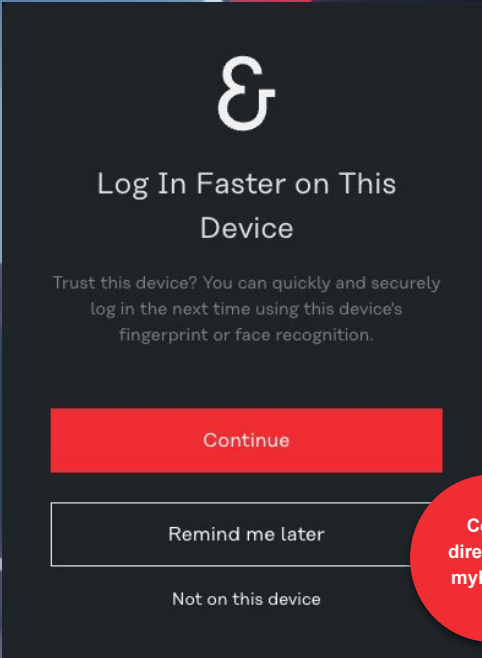
Step-by-step instructions

for the registration process

At this point, you can quickly and securely log in the next time using this device's fingerprints or face recognition.

Click **Continue**

If you want to decide later, click on **Remind me later**.

A screenshot of a mobile application's login screen. At the top is a white stylized logo on a dark background. Below the logo is the title 'Log In Faster on This Device'. A paragraph of text asks for trust in the device for future biometric login. Three buttons are shown: a red 'Continue' button, a white-outlined 'Remind me later' button, and a plain 'Not on this device' button. A red circular callout on the right says 'Come directly to myKyana'.

Log In Faster on This Device

Trust this device? You can quickly and securely log in the next time using this device's fingerprint or face recognition.

Continue

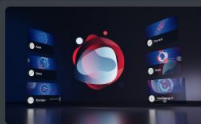
Remind me later

Not on this device

Come
directly to
myKyana

LO

Willkommen zurück,
Linny Otype




Daten- und KI-basierte Neuheiten

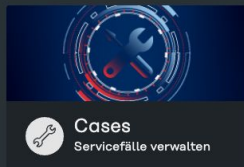
Mit zehn revolutionären digitalen Produkten und Technologien setzte Koenig & Bauer auf der drupa 2024 ein starkes Zeichen für die Zukunft der Druckindustrie. Hier erhalten Sie eine Übersicht aller Produktneuheiten und exklusive Video-Highlights!

[Mehr erfahren](#)

MEINE MODULE




Data
Performance analysieren



Cases
Servicefälle verwalten



VisuEnergy X
Energiedaten
überwachen



Assist
Kyana fragen

NEU UND EMPFOHLEN

1. KYANA ASSIST: KI-CHATBOT JETZT VERFÜGBAR

Neues Modul

Das revolutionäre Tool kombiniert Koenig & Bauer-spezifisches Wissen mit künstlicher Intelligenz, so dass manuelles Blättern in Handbüchern der Vergangenheit angehört. Jetzt direkt ausprobieren!

2. KYANA DATA: PREDICTION & BENCHMARKING HINZUBUCHEN

Neues Add-On

Kyana Data umfasst im Standard vorkonfigurierte, frei anpassbare Performance-Dashboards. Ab sofort gewinnen Sie mit den Dashboards "Data Prediction" und "Data Benchmarking" zusätzliche Insights.

3. BALD VERFÜGBAR: KI-BASIERTE DATENANALYSEN

Neue Funktion

Die nahtlose Verknüpfung von Kyana Assist und Kyana Data ermöglicht es Ihnen künftig, datenbasierte Anfragen zu stellen. Die Analyse von Anomalien in Ihren Produktionsdaten übernimmt dann die KI.

NEUIGKEITEN



Nachhaltigkeit

Koenig & Bauer und Google Cloud definieren auf der Hannover Messe mit KI die Zukunft gedruckter Verpackungen neu



Digitale Transformation

Koenig & Bauer fokussiert die digitale Zukunft: Ausgründung des Software-Innovationshubs in die Koenig & Bauer Kyana GmbH



Künstliche Intelligenz

Die wachsende Bedeutung von KI-Chatbots in der Geschäftswelt

Welcome to
myKyana

Folgen Sie uns!

in

[Impressum](#)

[AGBs](#)

[Nutzungsbedingungen](#)

[Widerruf](#)

[Datenschutz](#)

[Attribution](#)

KOENIG & BAUER



Koenig & Bauer Kyana GmbH

Friedrich-Koenig-Straße 4
97080 Würzburg

Follow our transformation journey

 **Koenig & Bauer DIGITAL**

digitalisation.koenig-bauer.com

we're on it.